

The E/M service documented is a level THREE Admission H&P
99223

\$188.63

? CC: SOB

? HPI: Patient is a 46 year old male who complains of constant and severe shortness of breath which started four hours ago after patient got home from the airport after a business trip.

? PFSH: No allergies. Smokes about 1 PPD times 20 years. No family history of premature cardiovascular disease of primary lung disease.




? ROS: Cardiovascular: Negative for palpitations or chest pain. Pulmonary: negative for hemoptysis or cough. GI: negative for N/V. All other systems reviewed and are negative.

? PHYSICAL EXAM: Well-nourished male in some distress. Vitals: 160/80, 115, 28. EYES: PERRL with normal conjunctivae and lids. ENMT: Normal nasal mucosa and oropharynx. NECK: Trachea midline. No thyromegaly. LUNGS: CTA with somewhat increased respiratory effort. CARDIOVASCULAR: RRR, no MRGs. No peripheral edema. ABDOMEN: Soft and non-tender. No HSM. MUSCULOSKELETAL: Normal gait and station. Homan's sign is negative. No digital clubbing. PSYCH: A & O X 3 with appropriate affect.

? CBC and chemistry panel is WNL. EKG was reviewed and shows sinus tachycardia, RAD and a flipped T wave in lead III. CXR was reviewed and shows no infiltrate or pulmonary vascular congestion.

? Assessment
 1. New onset SOB consistent with acute PE
 2. Sinus tachycardia

? Plan
 1. CT angiogram of the chest stat.
 2. Check D-dimmer.
 3. HEPARIN drip.

? 	Problem Points
? 	Data Points
? 	Risk

?

E/M	History	Exam	MDM	Time
99221	Det	Det	SF/Low	30
99222	Comp	Comp	Mod	50
99223	Comp	Comp	High	70
(Requires 3 out of 3 key components)				

?


History	HPI	ROS	PFSH
PF	Brief	None	None
EPF	Brief	≥ 1	None
Detailed	Ext	2 - 9	1 / 3
Comp	Ext	≥ 10	3/3

?

Exam	Bullets Required
PF	1 - 5 from any organ systems
EPF	6 - 11 from any organ systems
Detailed	≥ 12 from any organ systems
Comp	2 bullets from NINE systems

?

MDM	Prob. Pts	Data Pts	Risk
SF	≤ 1	≤ 1	Min
Low	2	2	Low
Mod	3	3	Mod
High	≥ 4	≥ 4	High
Requires 2/3 dimensions			



On-Site Physician-to-Physician E/M Coding Education



Peter R. Jensen, MD, CPC

[Click HERE for E/M coding Web-Based Tutorials for 10.25 hours of CME/CEU credit.](#)

For clinically-based E/M coding education, visit www.EMUniversity.com.